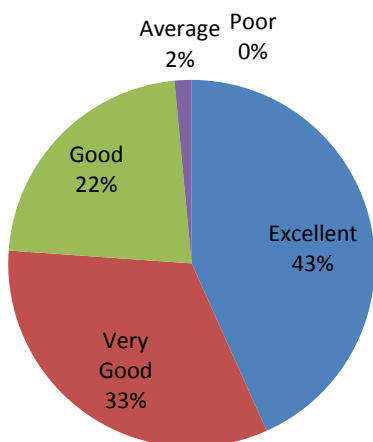


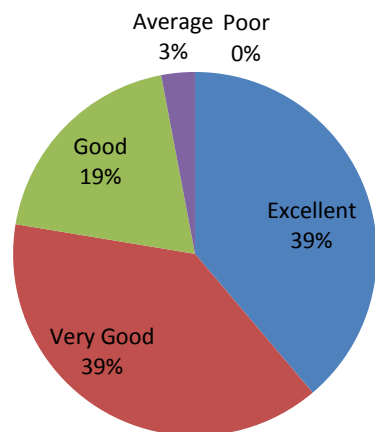
Report of the feedback from the Staff regarding improvements of University

Marking	P. 1	%
Excellent	29	43.28
Very Good	22	32.84
Good	15	22.39
Average	1	1.49
Poor	0	0



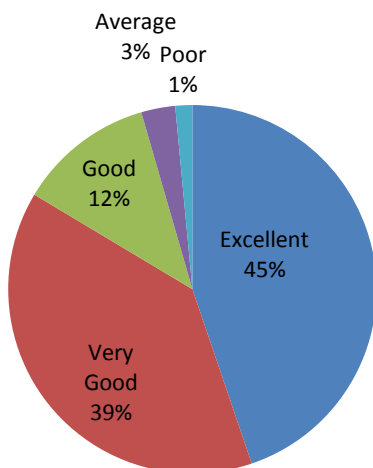
Teaching learning process

Marking	P. 2	%
Excellent	26	38.81
Very Good	26	38.81
Good	13	19.4
Average	2	2.99
Poor	0	0



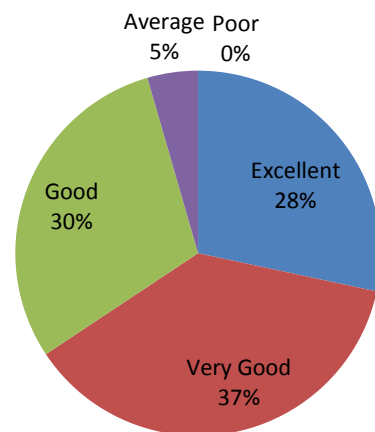
Infrastructure of teaching learning process

Marking	P. 3	%
Excellent	30	44.78
Very Good	26	38.81
Good	8	11.94
Average	2	2.99
Poor	1	1.49



Administrative process

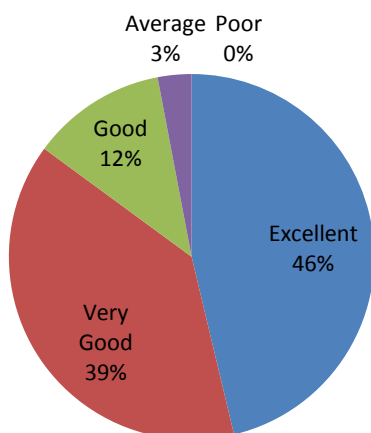
Marking	P. 4	%
Excellent	19	28.36
Very Good	25	37.31
Good	20	29.85
Average	3	4.48
Poor	0	0



Sports and cultural activities

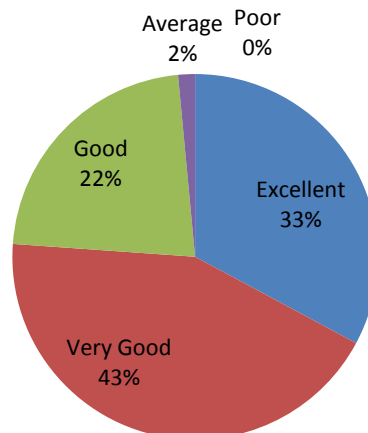
Report of the feedback from the Staff regarding improvements of University

Marking	P. 5	%
Excellent	31	46.27
Very Good	26	38.81
Good	8	11.94
Average	2	2.99
Poor	0	0



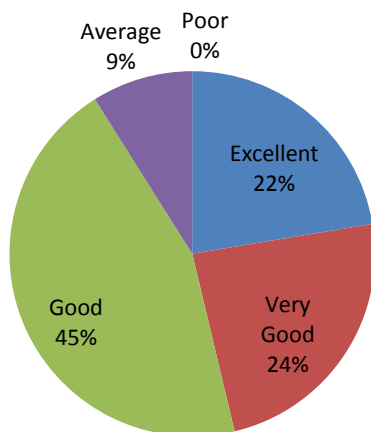
ICT facilities and e-governance

Marking	P. 6	%
Excellent	22	32.84
Very Good	29	43.28
Good	15	22.39
Average	1	1.49
Poor	0	0



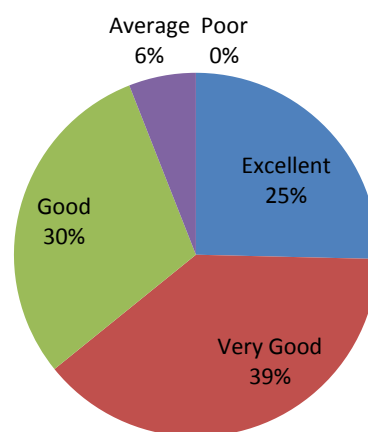
Transport facilities

Marking	P. 7	%
Excellent	15	22.39
Very Good	16	23.88
Good	30	44.78
Average	6	8.96
Poor	0	0



Medical facilities

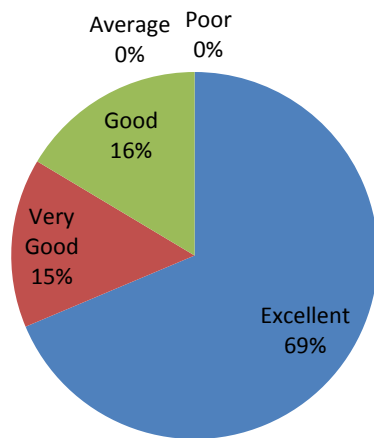
Marking	P. 8	%
Excellent	17	25.37
Very Good	26	38.81
Good	20	29.85
Average	4	5.97
Poor	0	0



Accommodation facilities

Report of the feedback from the Staff regarding improvements of University

Marking	P. 9	%
Excellent	46	68.66
Very Good	10	14.93
Good	11	16.42
Average	0	0
Poor	0	0



Environment and eco friendliness